

## SIGN EVO SUSPENSION

### A3001099-

base number    LED Dimming    Color Temperature    Finishes (Diamond)    Finishes (Triangle)    Diffuser Options    Cable Length

- To build a product code in our configurator select the specify button on the base model # product page
- To build a manual product code on this datasheet choose from the options listed below in blue font and add the suffix to the base model #

#### GENERAL

Series: Sign EVO  
 Partner: Prolicht  
 Division: Architectural  
 Installation: Suspension  
 Product Type: Pendant  
 Mounting Location: Ceiling  
 Light Distribution: Direct

#### PHYSICAL

Shape: Round  
 Diameter (mm): 395  
 Diameter (in): 15 1/2  
 Height (mm): 82  
 Height (in): 3 1/4  
 Weight (kg): 4.2  
 Diffuser: PMMA - Opal / Microprism / Clear Microprism  
 Fixture Finish: SSR / BKV / CWI / CRY / HAB / UFT / ITA / RUA / FTG / MYG / LOD / PUS / FRO / FUP / KIA / POP / BLS / SPG / MEY / GOH / CHC / COM / ABZ / JAG / OBR / MOS / ROR  
 Fixture Material: PMMA / Extruded Aluminum / Steel  
 Cable Details: 2000mm or 6000mm Transparent Cable

#### ELECTRICAL

Lamp Type: LED (Zhaga Standard)  
 Input Wattage (W): 26.5  
 Total Output Wattage (W): 22.7  
 Dimming: Tri-Mode (Non-Dimming and Phase Dimming (120Vac only) and 0-10V Dimming)  
 Driver Included: Yes  
 Driver Location: Integrated  
 Driver Type: Constant Current - Integral  
 Driver Class: Class 2  
 Input Voltage (V): 120  
 Constant Current (mA): 700mA  
 Upon Request: DALI Dimming / MATTER Dimming

#### LED

Color Temperature (°K): 2700 / 3000 / 3500 / 4000  
 Max. Delivered Lumen (lm): Max 4071  
 Nominal Lumen (lm): Max 4704  
 CRI: >90 CRI  
 Lamp Life (hrs): 50000

#### OPTICAL

#### RATINGS AND CERTIFICATIONS

Certified By: Certified for North American Standards  
 IP rating: IP40

PROJECT
TYPE
SPECIFIER
QUANTITY
DATE



## SIGN EVO SUSPENSION

A3001099-

PROJECT	_____
TYPE	_____
SPECIFIER	_____
QUANTITY	_____
DATE	_____



A

PROJECT	_____
TYPE	_____
SPECIFIER	_____
QUANTITY	_____
DATE	_____

## SIGN EVO SUSPENSION

### A3001099-HE-

base number	Color Temperature	Finishes (Diamond)	Finishes (Triangle)	Diffuser Options	Cable Length
-------------	----------------------	-----------------------	------------------------	---------------------	-----------------

- To build a product code in our configurator select the specify button on the base model # product page
- To build a manual product code on this datasheet choose from the options listed below in blue font and add the suffix to the base model #

#### GENERAL

Series: Sign EVO
Partner: Prolicht
Division: Architectural
Installation: Suspension
Product Type: Pendant
Mounting Location: Ceiling
Light Distribution: Direct

#### PHYSICAL

Shape: Round
Diameter (mm): 395
Diameter (in): 15 1/2
Height (mm): 82
Height (in): 3 1/4
Weight (kg): 4.2
Diffuser: PMMA - Opal / Microprism / Clear Microprism
Fixture Finish: SSR / BKV / CWI / CRY / HAB / UFT / ITA / RUA / FTG / MYG / LOD / PUS / FRO / FUP / KIA / POP / BLS / SPG / MEY / GOH / CHC / COM / ABZ / JAG / OBR / MOS / ROR
Fixture Material: PMMA / Extruded Aluminum / Steel
Cable Details: 2000mm or 6000mm Transparent Cable

#### ELECTRICAL

Lamp Type: LED (Zhaga Standard)
Input Wattage (W): 10.3
Total Output Wattage (W): 9.1
Dimming: Non-Dimmable
Driver Included: Yes
Driver Location: Integrated
Driver Type: Constant Current - Universal
Driver Class: Class 2
Input Voltage (V): 120
Constant Current (MA): 700mA

#### LED

Color Temperature (°K): 2700 / 3000 / 3500 / 4000
Max. Delivered Lumen (lm): Max 1616
Nominal Lumen (lm): Max 1868
CRI: >90 CRI
Lamp Life (hrs): 50000

#### OPTICAL

#### RATINGS AND CERTIFICATIONS

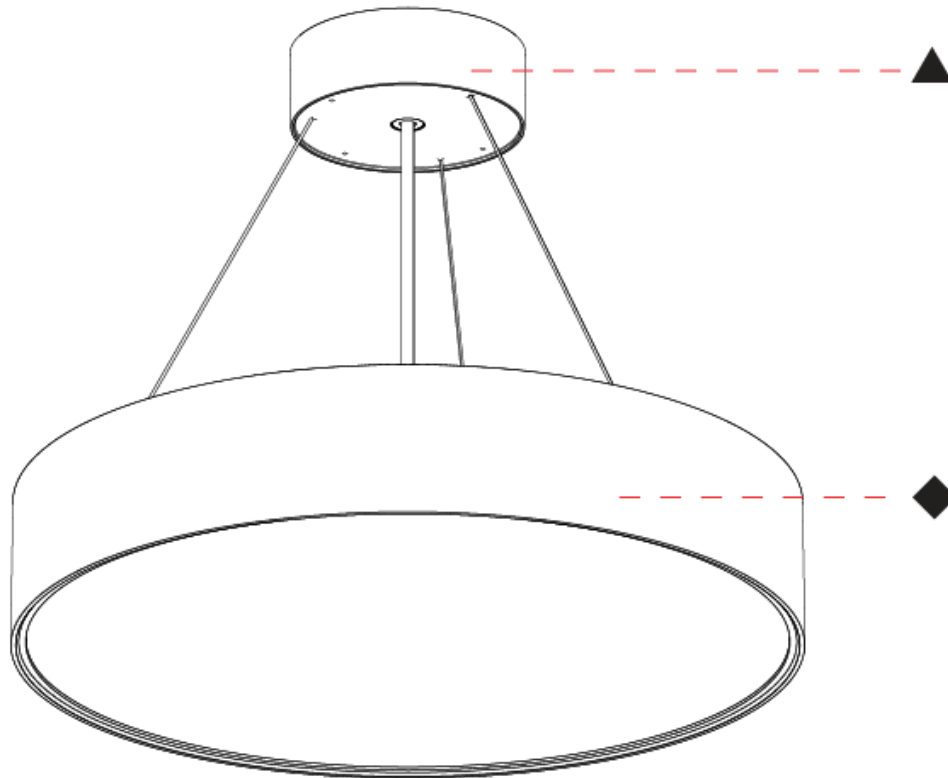
Certified By: Certified for North American Standards
IP rating: IP40
Glare Rating: ≤ 19



## SIGN EVO SUSPENSION

A3001099-HE-

PROJECT	_____
TYPE	_____
SPECIFIER	_____
QUANTITY	_____
DATE	_____



A

PROJECT	_____
TYPE	_____
SPECIFIER	_____
QUANTITY	_____
DATE	_____

## SIGN EVO SUSPENSION

### A3001102-

base number	LED Dimming	Color Temperature	Finishes (Diamond)	Finishes (Triangle)	Diffuser Options	Cable Length
-------------	-------------	-------------------	--------------------	---------------------	------------------	--------------

- To build a product code in our configurator select the specify button on the base model # product page
- To build a manual product code on this datasheet choose from the options listed below in blue font and add the suffix to the base model #

#### GENERAL

Series: Sign EVO
Partner: Prolicht
Division: Architectural
Installation: Suspension
Product Type: Pendant
Mounting Location: Ceiling
Light Distribution: Direct / Indirect

#### PHYSICAL

Shape: Round
Diameter (mm): 395
Diameter (in): 15 1/2
Height (mm): 82
Height (in): 3 1/4
Weight (kg): 4.2
Diffuser: <a href="#">PMMA - Opal</a> / <a href="#">Microprism</a> / <a href="#">Clear Microprism</a>
Fixture Finish: <a href="#">SSR</a> / <a href="#">BKV</a> / <a href="#">CWI</a> / <a href="#">CRY</a> / <a href="#">HAB</a> / <a href="#">UFT</a> / <a href="#">ITA</a> / <a href="#">RUA</a> / <a href="#">FTG</a> / <a href="#">MYG</a> / <a href="#">LOD</a> / <a href="#">PUS</a> / <a href="#">FRO</a> / <a href="#">FUP</a> / <a href="#">KIA</a> / <a href="#">POP</a> / <a href="#">BLS</a> / <a href="#">SPG</a> / <a href="#">MEY</a> / <a href="#">GOH</a> / <a href="#">CHC</a> / <a href="#">COM</a> / <a href="#">ABZ</a> / <a href="#">JAG</a> / <a href="#">OBR</a> / <a href="#">MOS</a> / <a href="#">ROR</a>
Fixture Material: <a href="#">PMMA</a> / <a href="#">Extruded Aluminum</a> / <a href="#">Steel</a>
Cable Details: <a href="#">2000mm</a> or <a href="#">6000mm</a> <a href="#">Transparent Cable</a>

#### ELECTRICAL

Lamp Type: LED (Zhaga Standard)
Input Wattage (W): 33.8
Total Output Wattage (W): 30.9
Dimming: <a href="#">Non-Dimmable</a>
Driver Included: Yes
Driver Location: Integrated
Driver Type: Constant Current - Universal
Driver Class: Class 2
Input Voltage (V): 120
Upon Request: <a href="#">0-10V Dimming</a> / <a href="#">Phase Dimming</a> / <a href="#">DALI Dimming</a>

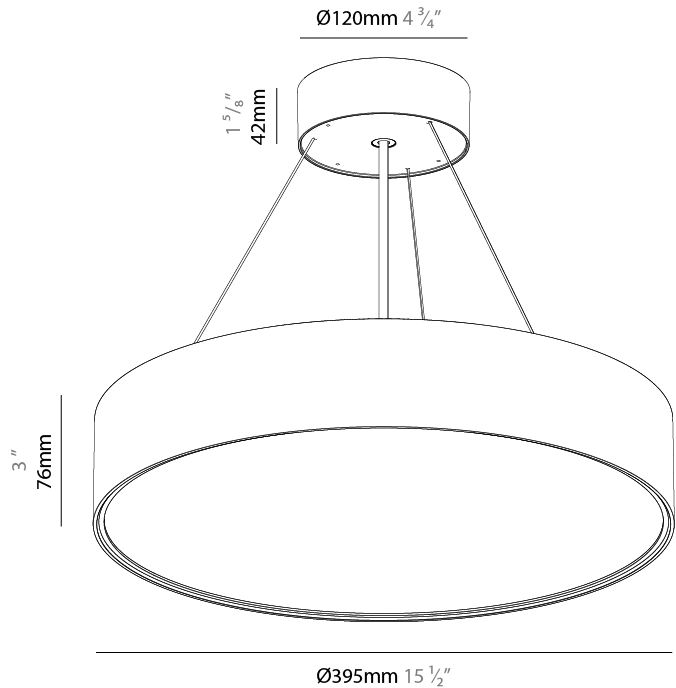
#### LED

<a href="#">Color Temperature (°K): 2700 / 3000 / 3500 / 4000</a>
Max. Delivered Lumen (lm): Max 5170 (4071 Dir / 1100Ind)
Nominal Lumen (lm): Max 5971
CRI: >90 CRI
Lamp Life (hrs): 50000

#### OPTICAL

#### RATINGS AND CERTIFICATIONS

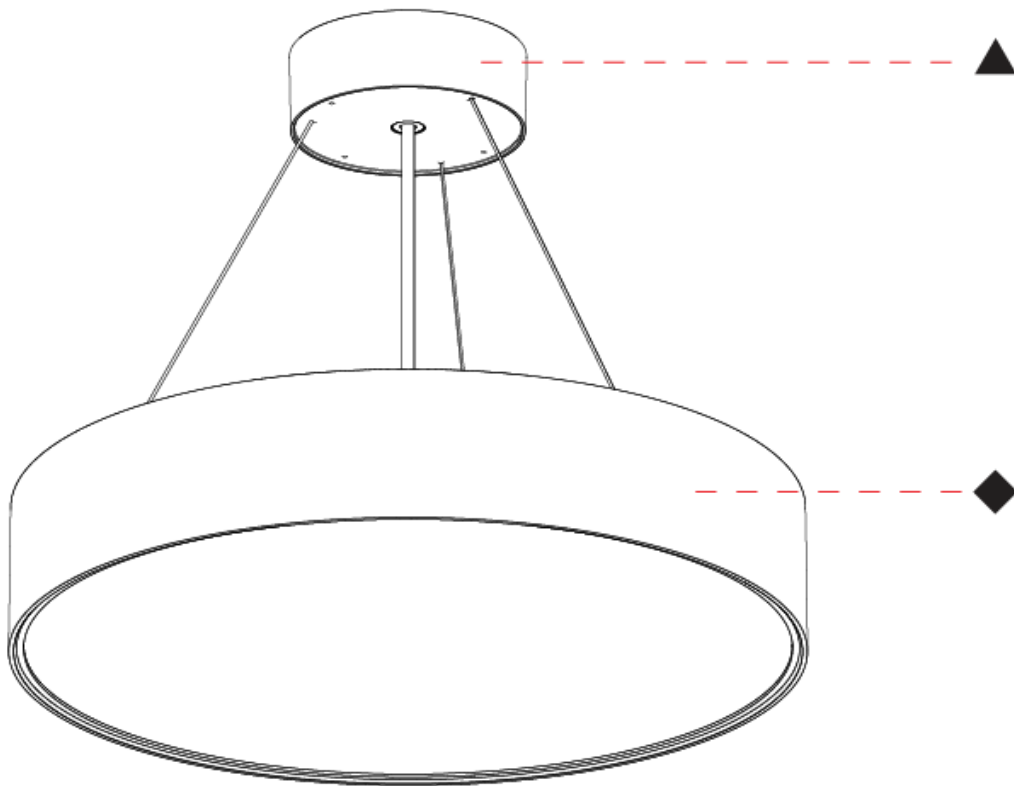
Certified By: Certified for North American Standards
IP rating: IP40



## SIGN EVO SUSPENSION

A3001102-

PROJECT	_____
TYPE	_____
SPECIFIER	_____
QUANTITY	_____
DATE	_____



A

## SIGN EVO SUSPENSION

### A3001102-HE-

base number      Color Temperature      Finishes (Diamond)      Finishes (Triangle)      Diffuser Options      Cable Length

- To build a product code in our configurator select the specify button on the base model # product page
- To build a manual product code on this datasheet choose from the options listed below in blue font and add the suffix to the base model #

#### GENERAL

Series: Sign EVO  
 Partner: Prolicht  
 Division: Architectural  
 Installation: Suspension  
 Product Type: Pendant  
 Mounting Location: Ceiling  
 Light Distribution: Direct / Indirect

#### PHYSICAL

Shape: Round  
 Diameter (mm): 395  
 Diameter (in): 15 1/2  
 Height (mm): 82  
 Height (in): 3 3/4  
 Weight (kg): 4.2  
 Diffuser: [PMMA - Opal / Microprism / Clear Microprism](#)  
 Fixture Finish: [SSR / BKV / CWI / CRY / HAB / UFT / ITA / RUA / FTG / MYG / LOD / PUS / FRO / FUP / KIA / POP / BLS / SPG / MEY / GOH / CHC / COM / ABZ / JAG / OBR / MOS / ROR](#)  
 Fixture Material: [PMMA / Extruded Aluminum / Steel](#)  
 Cable Details: [2000mm or 6000mm Transparent Cable](#)

#### ELECTRICAL

Lamp Type: LED (Zhaga Standard)  
 Input Wattage (W): 14.6  
 Total Output Wattage (W): 13.7  
 Dimming: Non-Dimmable  
 Driver Included: Yes  
 Driver Location: Integrated  
 Driver Type: Constant Current - Universal  
 Driver Class: Class 2  
 Input Voltage (V): 120  
 Upon Request: [0-10V Dimming / Phase Dimming / DALI Dimming](#)

#### LED

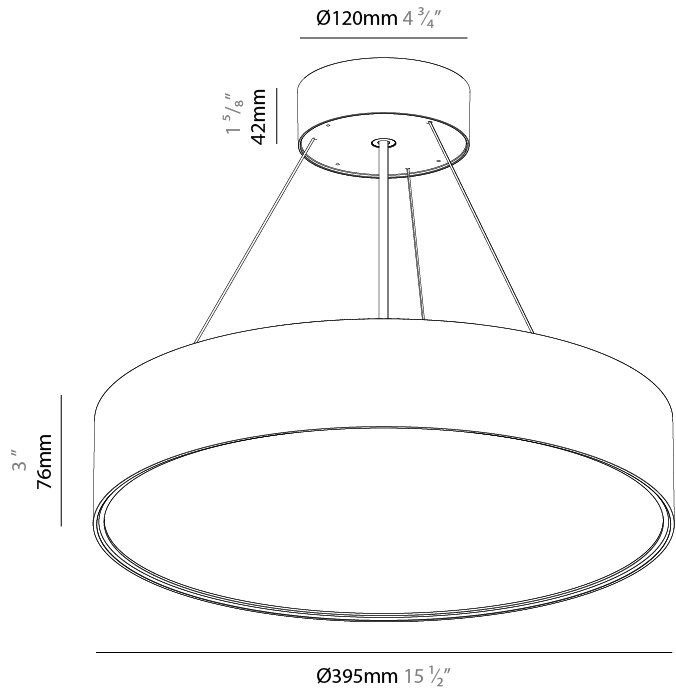
[Color Temperature \(°K\): 2700 / 3000 / 3500 / 4000](#)  
 Max. Delivered Lumen (lm): Max 2280 (1616 Dir / 664 Ind)  
 Nominal Lumen (lm): Max 2632  
 CRI: >90 CRI  
 Lamp Life (hrs): 50000

#### OPTICAL

#### RATINGS AND CERTIFICATIONS

Certified By: Certified for North American Standards  
 IP rating: IP40  
 Glare Rating: ≤ 19

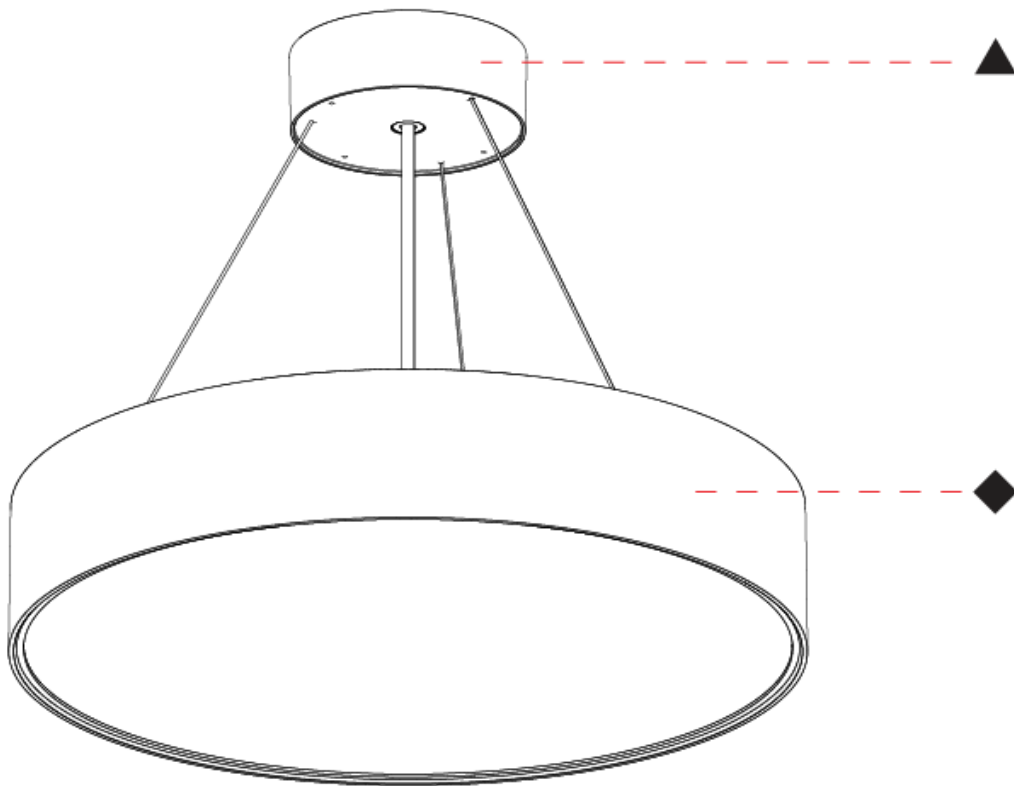
PROJECT
TYPE
SPECIFIER
QUANTITY
DATE



## SIGN EVO SUSPENSION

A3001102-HE-

PROJECT	_____
TYPE	_____
SPECIFIER	_____
QUANTITY	_____
DATE	_____



A

PROJECT	_____
TYPE	_____
SPECIFIER	_____
QUANTITY	_____
DATE	_____

## SIGN EVO SUSPENSION

### A3001111-

base number	LED Dimming	Finishes (Diamond)	Finishes (Triangle)	Diffuser Options	Cable Length
-------------	-------------	--------------------	---------------------	------------------	--------------

- To build a product code in our configurator select the specify button on the base model # product page
- To build a manual product code on this datasheet choose from the options listed below in blue font and add the suffix to the base model #

#### GENERAL

Series: Sign EVO  
 Partner: Prolicht  
 Division: Architectural  
 Installation: Suspension  
 Product Type: Pendant  
 Mounting Location: Ceiling  
 Light Distribution: Direct

#### PHYSICAL

Shape: Round  
 Diameter (mm): 395  
 Diameter (in): 15 1/2  
 Height (mm): 82  
 Height (in): 3 3/4  
 Weight (kg): 4.2  
 Diffuser: [PMMA - Opal](#) / [Microprism](#) / [Clear Microprism](#)  
 Fixture Finish: [SSR / BKV / CWI / CRY / HAB / UFT / ITA / RUA / FTG / MYG / LOD / PUS / FRO / FUP / KIA / POP / BLS / SPG / MEY / GOH / CHC / COM / ABZ / JAG / OBR / MOS / ROR](#)  
 Fixture Material: [PMMA](#) / [Extruded Aluminum](#) / [Steel](#)  
 Cable Details: [2000mm](#) or [6000mm](#) [Transparent Cable](#)

#### ELECTRICAL

Lamp Type: LED (Zhaga Standard)  
 Input Wattage (W): 26.7  
 Total Output Wattage (W): 24.6  
 Dimming: [DALI Dimming](#) / [MATTER Dimming](#)  
 Driver Included: Yes  
 Driver Location: Integrated  
 Driver Type: Constant Current - Universal  
 Driver Class: Class 2  
 Input Voltage (V): 120  
 Constant Current (MA): 700mA

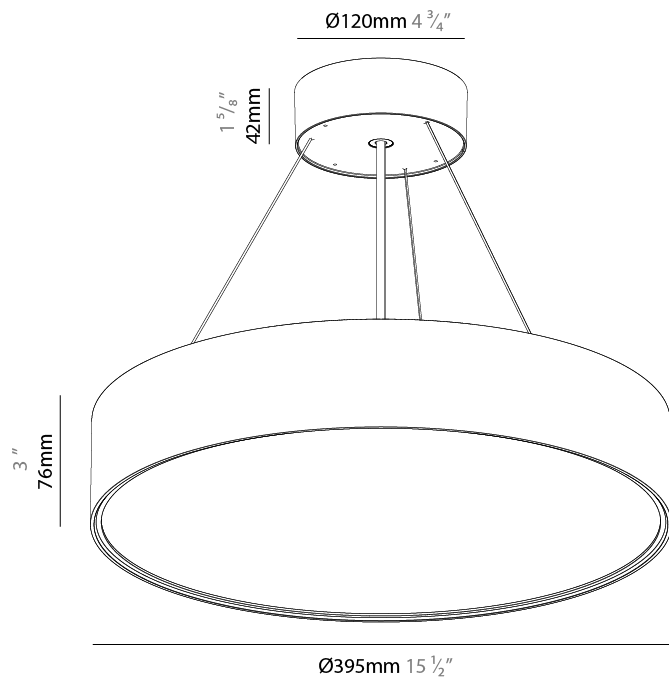
#### LED

Color Temperature (°K): 2700-6500 Tunable White  
 Max. Delivered Lumen (lm): Max 3838  
 Nominal Lumen (lm): Max 4435  
 CRI: >90 CRI  
 Lamp Life (hrs): 50000

#### OPTICAL

#### RATINGS AND CERTIFICATIONS

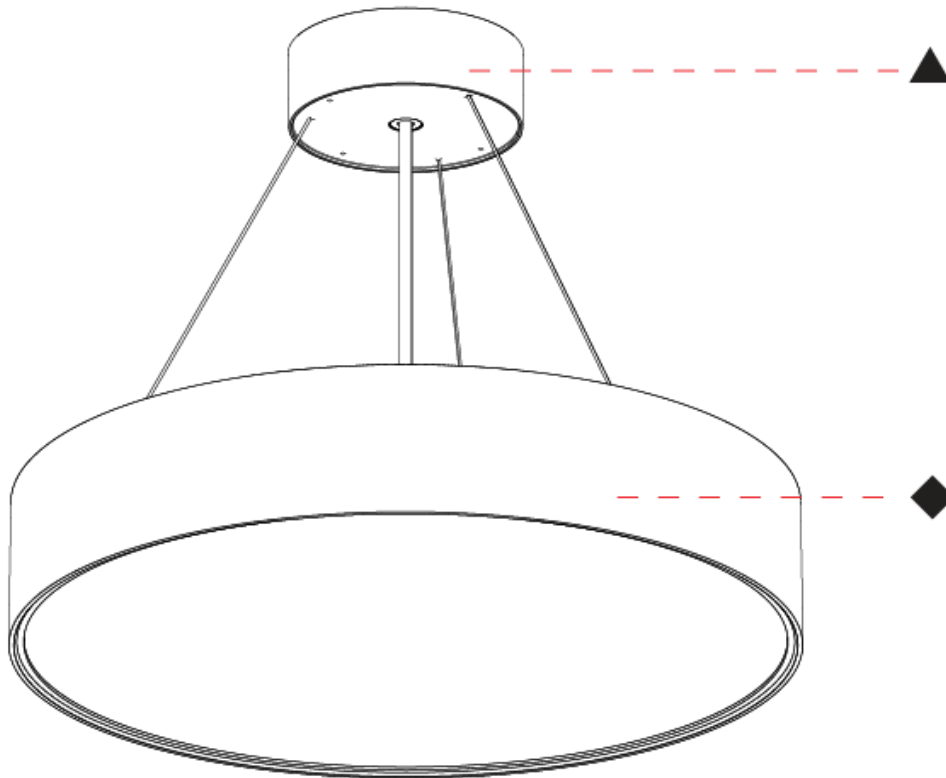
Certified By: Certified for North American Standards  
 IP rating: IP40



## SIGN EVO SUSPENSION

A3001111-

PROJECT	_____
TYPE	_____
SPECIFIER	_____
QUANTITY	_____
DATE	_____



A

## SIGN EVO SUSPENSION

### A3001114-

base number    LED Dimming    Finishes (Diamond)    Finishes (Triangle)    Diffuser Options    Cable Length

- To build a product code in our configurator select the specify button on the base model # product page
- To build a manual product code on this datasheet choose from the options listed below in blue font and add the suffix to the base model #

#### GENERAL

Series: Sign EVO  
 Partner: Prolicht  
 Division: Architectural  
 Installation: Suspension  
 Product Type: Pendant  
 Mounting Location: Ceiling  
 Light Distribution: Direct / Indirect

#### PHYSICAL

Shape: Round  
 Diameter (mm): 395  
 Diameter (in): 15 1/2  
 Height (mm): 82  
 Height (in): 3 1/4  
 Weight (kg): 4.2  
 Diffuser: [PMMA - Opal](#) / [Microprism](#) / [Clear Microprism](#)  
 Fixture Finish: [SSR / BKV / CWI / CRY / HAB / UFT / ITA / RUA / FTG / MYG / LOD / PUS / FRO / FUP / KIA / POP / BLS / SPG / MEY / GOH / CHC / COM / ABZ / JAG / OBR / MOS / ROR](#)  
 Fixture Material: [PMMA](#) / [Extruded Aluminum](#) / [Steel](#)  
 Cable Details: [2000mm](#) or [6000mm](#) [Transparent Cable](#)

#### ELECTRICAL

Lamp Type: LED (Zhaga Standard)  
 Input Wattage (W): 34.1  
 Total Output Wattage (W): 30.9  
 Dimming: [Non-Dimmable](#)  
 Driver Included: Yes  
 Driver Location: Integrated  
 Driver Type: Constant Current - Universal  
 Driver Class: Class 2  
 Input Voltage (V): 120  
 Upon Request: [DALI Dimming](#) / [MATTER Dimming](#)

#### LED

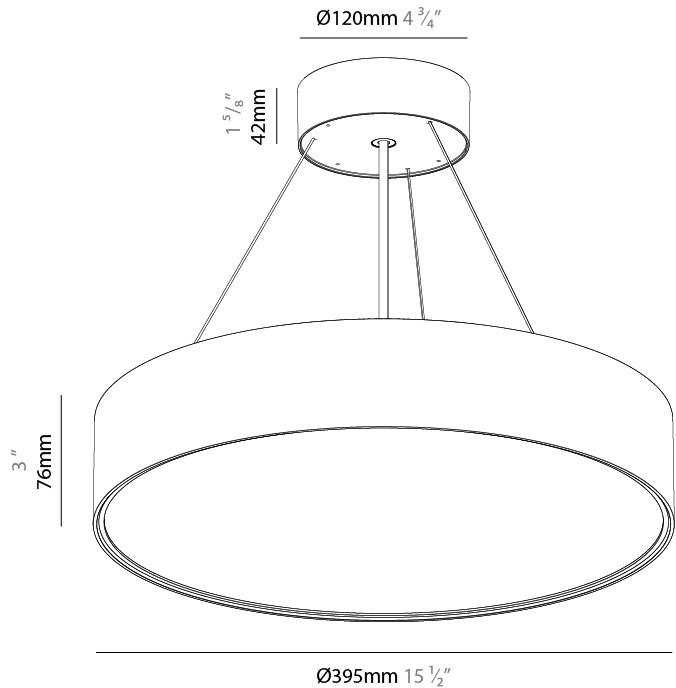
Color Temperature (°K): 2700-6500 Tunable White  
 Max. Delivered Lumen (lm): Max 4865 (3838 Dir / 1027 Ind)  
 Nominal Lumen (lm): Max 5618  
 CRI: >90 CRI  
 Lamp Life (hrs): 50000

#### OPTICAL

#### RATINGS AND CERTIFICATIONS

Certified By: Certified for North American Standards  
 IP rating: IP40

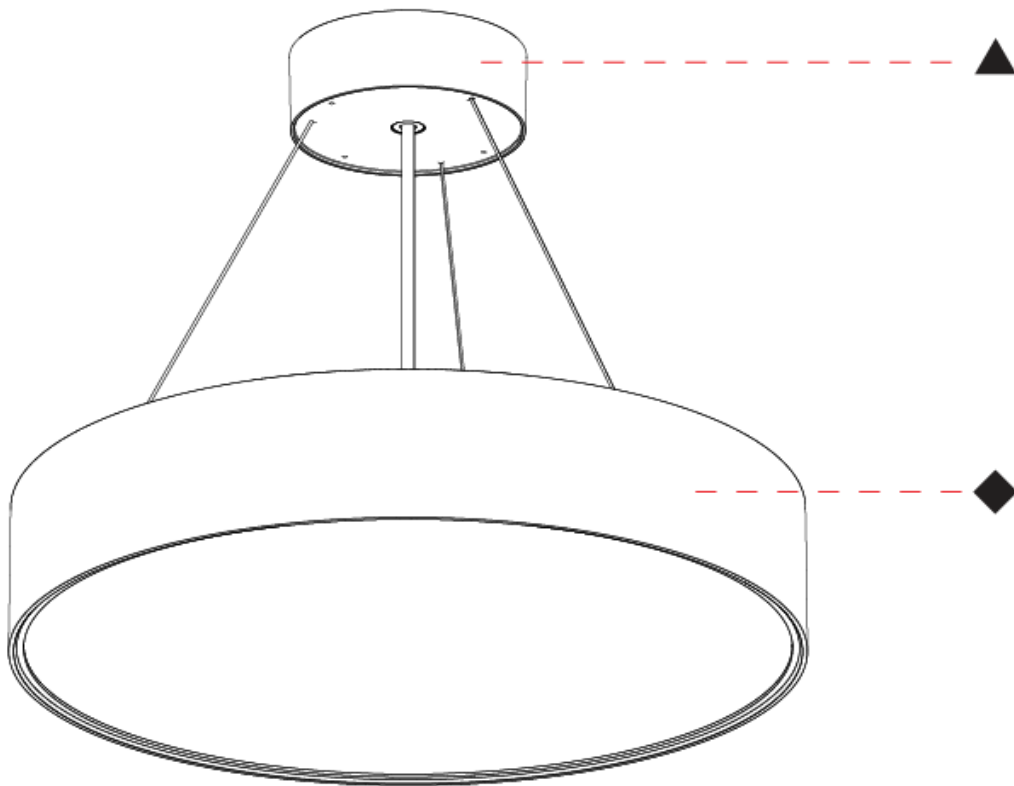
PROJECT
TYPE
SPECIFIER
QUANTITY
DATE



## SIGN EVO SUSPENSION

A3001114-

PROJECT	_____
TYPE	_____
SPECIFIER	_____
QUANTITY	_____
DATE	_____



A

PROJECT
TYPE
SPECIFIER
QUANTITY
DATE

## SIGN EVO SURFACE

### A3D405-

base number	LED Dimming	Color Temperature	Finishes (Diamond)	Diffuser Options
-------------	-------------	-------------------	--------------------	------------------

- To build a product code in our configurator select the specify button on the base model # product page
- To build a manual product code on this datasheet choose from the options listed below in blue font and add the suffix to the base model #

#### GENERAL

Series: Sign EVO
Partner: Prolicht
Division: Architectural
Installation: Surface
Product Type: Ceiling Surface
Mounting Location: Ceiling
Light Distribution: Direct

#### PHYSICAL

Shape: Round
Diameter (mm): 395
Diameter (in): 15 1/2
Height (mm): 82
Height (in): 3 1/4
Weight (kg): 4.2
Diffuser: PMMA - Opal / Microprism / Clear Microprism
Fixture Finish: SSR / BKV / CWI / CRY / HAB / UFT / ITA / RUA / FTG / MYG / LOD / PUS / FRO / FUP / KIA / POP / BLS / SPG / MEY / GOH / CHC / COM / ABZ / JAG / OBR / MOS / ROR
Fixture Material: PMMA / Extruded Aluminum / Steel

#### ELECTRICAL

Lamp Type: LED (Zhaga Standard)
Input Wattage (W): 26.5
Total Output Wattage (W): 22.7
Dimming: Tri-Mode (Non-Dimming and Phase Dimming (120Vac only) and 0-10V Dimming)
Driver Included: Yes
Driver Location: Integrated
Driver Type: Constant Current - Universal
Driver Class: Class 2
Input Voltage (V): 120
Constant Current (MA): 700mA
Upon Request: DALI Dimming / MATTER Dimming

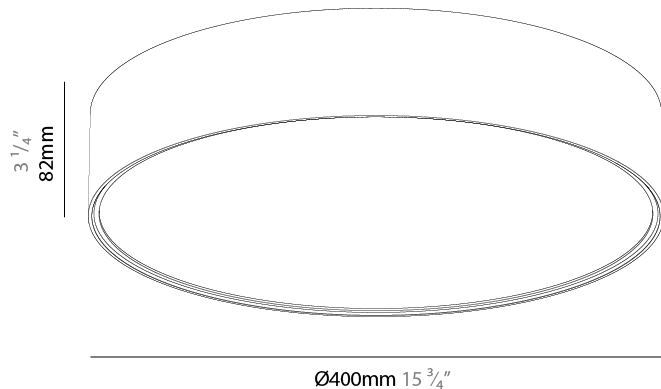
#### LED

Color Temperature (°K): 2700 / 3000 / 3500 / 4000
Max. Delivered Lumen (lm): Max 4071
Nominal Lumen (lm): Max 4704
CRI: >90 CRI
Lamp Life (hrs): 50000

#### OPTICAL

#### RATINGS AND CERTIFICATIONS

Certified By: Certified for North American Standards
IP rating: IP40



A3D405-

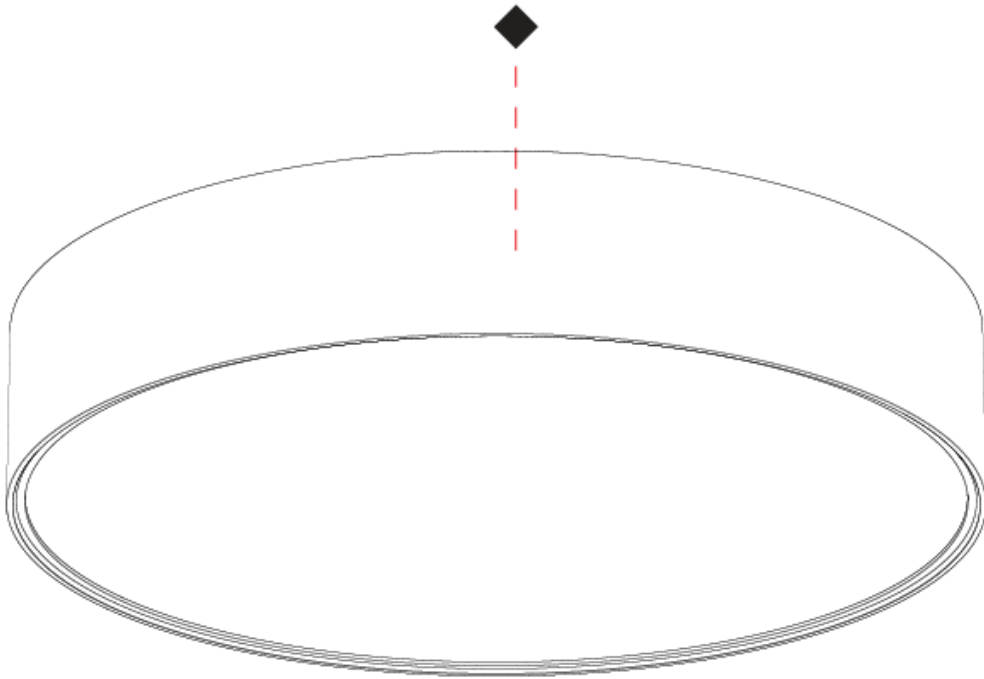
PROJECT

TYPE

SPECIFIER

QUANTITY

DATE



PROJECT
TYPE
SPECIFIER
QUANTITY
DATE

## SIGN EVO SURFACE

### A3D405-HE-

base number      Color      Finishes      Finishes      Diffuser  
 Temperature      (Diamond)      (Triangle)      Options

- To build a product code in our configurator select the specify button on the base model # product page
- To build a manual product code on this datasheet choose from the options listed below in blue font and add the suffix to the base model #

#### GENERAL

Series: Sign EVO  
 Partner: Prolicht  
 Division: Architectural  
 Installation: Surface  
 Product Type: Ceiling Surface  
 Mounting Location: Ceiling  
 Light Distribution: Direct

#### PHYSICAL

Shape: Round  
 Diameter (mm): 395  
 Diameter (in): 15 1/2  
 Height (mm): 82  
 Height (in): 3 1/4  
 Weight (kg): 4.2  
 Diffuser: [PMMA - Opal](#) / [Microprism](#) / [Clear Microprism](#)  
 Fixture Finish: [SSR / BKV / CWI / CRY / HAB / UFT / ITA / RUA / FTG / MYG / LOD / PUS / FRO / FUP / KIA / POP / BLS / SPG / MEY / GOH / CHC / COM / ABZ / JAG / OBR / MOS / ROR](#)  
 Fixture Material: [PMMA](#) / [Extruded Aluminum](#) / [Steel](#)

#### ELECTRICAL

Lamp Type: LED (Zhaga Standard)  
 Input Wattage (W): 10.3  
 Total Output Wattage (W): 9.1  
 Dimming: Non-Dimmable  
 Driver Included: Yes  
 Driver Location: Integrated  
 Driver Type: Constant Current - Universal  
 Driver Class: Class 2  
 Input Voltage (V): 120  
 Constant Current (MA): 700mA

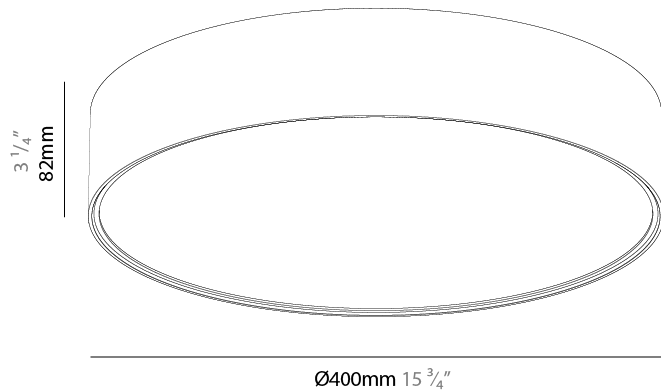
#### LED

Color Temperature (\*K): [2700](#) / [3000](#) / [3500](#) / [4000](#)  
 Max. Delivered Lumen (lm): Max 1616  
 Nominal Lumen (lm): Max 1868  
 CRI: >90 CRI  
 Lamp Life (hrs): 50000

#### OPTICAL

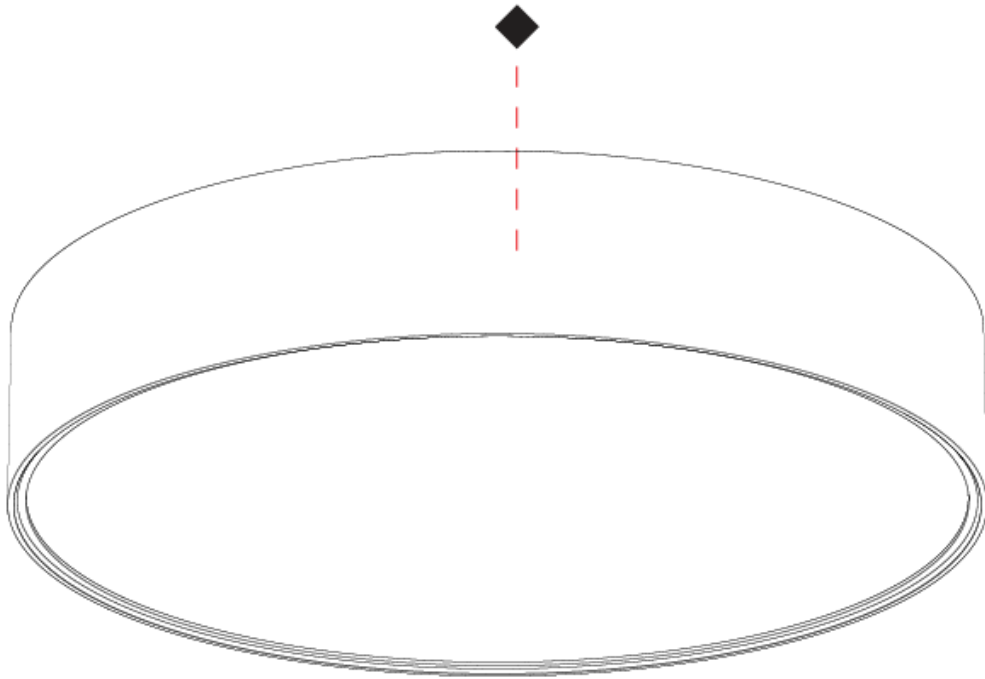
#### RATINGS AND CERTIFICATIONS

Certified By: Certified for North American Standards  
 IP rating: IP40  
 Glare Rating: ≤ 19



A3D405-HE-

PROJECT	_____
TYPE	_____
SPECIFIER	_____
QUANTITY	_____
DATE	_____



PROJECT
TYPE
SPECIFIER
QUANTITY
DATE

## SIGN EVO SURFACE

### A3D426-

base number	LED Dimming	Finishes (Diamond)	Finishes (Triangle)	Diffuser Options
-------------	-------------	--------------------	---------------------	------------------

- To build a product code in our configurator select the specify button on the base model # product page
- To build a manual product code on this datasheet choose from the options listed below in blue font and add the suffix to the base model #

#### GENERAL

Series: Sign EVO  
 Partner: Prolicht  
 Division: Architectural  
 Installation: Surface  
 Product Type: Ceiling Surface  
 Mounting Location: Ceiling  
 Light Distribution: Direct

#### PHYSICAL

Shape: Round  
 Diameter (mm): 395  
 Diameter (in): 15 1/2  
 Height (mm): 82  
 Height (in): 3 1/4  
 Weight (kg): 4.2  
 Diffuser: [PMMA - Opal](#) / [Microprism](#) / [Clear Microprism](#)  
 Fixture Finish: [SSR / BKV / CWI / CRY / HAB / UFT / ITA / RUA / FTG / MYG / LOD / PUS / FRO / FUP / KIA / POP / BLS / SPG / MEY / GOH / CHC / COM / ABZ / JAG / OBR / MOS / ROR](#)  
 Fixture Material: [PMMA](#) / [Extruded Aluminum](#) / [Steel](#)

#### ELECTRICAL

Lamp Type: LED (Zhaga Standard)  
 Input Wattage (W): 26.7  
 Total Output Wattage (W): 24.6  
 Dimming: [DALI Dimming](#) / [MATTER Dimming](#)  
 Driver Included: Yes  
 Driver Location: Integrated  
 Driver Type: Constant Current - Universal  
 Driver Class: Class 2  
 Input Voltage (V): 120  
 Constant Current (MA): 700mA

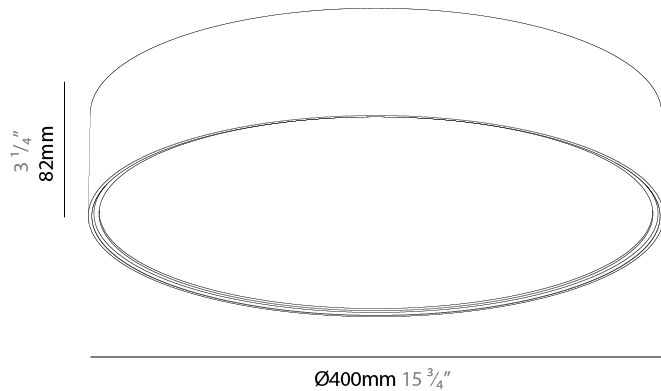
#### LED

Color Temperature (°K): 2700-6500 Tunable White  
 Max. Delivered Lumen (lm): Max 3838  
 Nominal Lumen (lm): Max 4435  
 CRI: >90 CRI  
 Lamp Life (hrs): 50000

#### OPTICAL

#### RATINGS AND CERTIFICATIONS

Certified By: Certified for North American Standards  
 IP rating: IP40



A3D426-

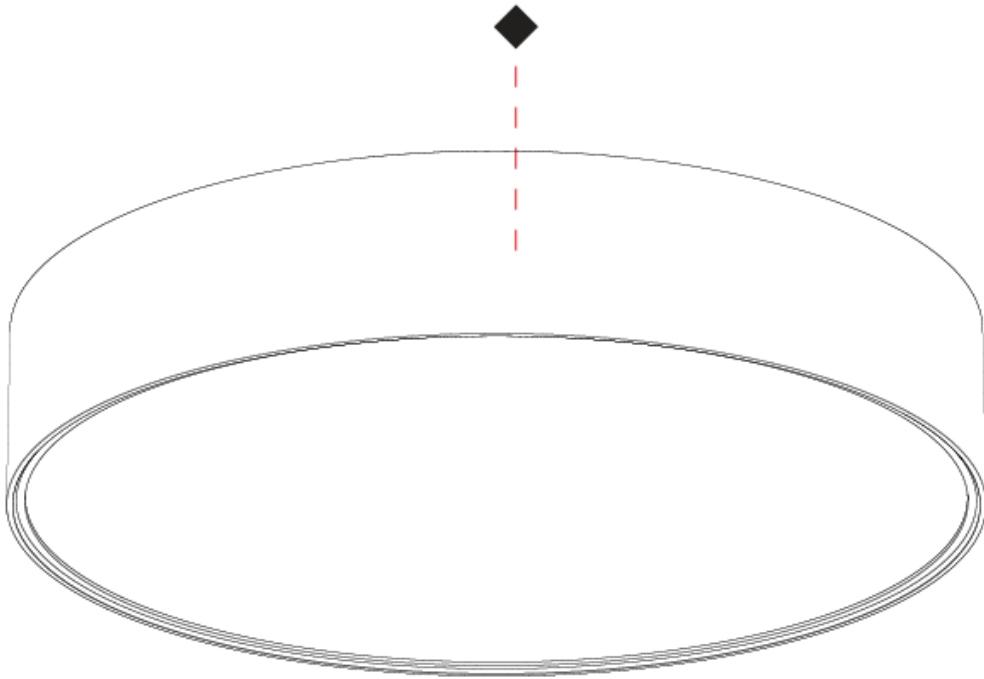
PROJECT

TYPE

SPECIFIER

QUANTITY

DATE



## SIGN EVO COLOR FINISH CHART

PROJECT
TYPE
SPECIFIER
QUANTITY
DATE

### Fixture Finish



**Digital:** Not all screens are calibrated the same, and therefore, colors will appear differently between screens.

**Physical:** When texture is involved, there will be variations in color, character and tone within a product series and between product families.

**Champagne Cream, Copper Mine, Ancient Bronze + Jazz Gold:** These finishes have slight fading from specific powder coating production. Each luminaire will slightly vary.



### LEGEND

	floor-mounted		pivotable		special LED (upon request) RGB, RGBW, tunable, gold+, meat+, art+, fashion+
	wall and ceiling: recessed and surface mounted		rotating		warm dim / natural dimming LED
	ceiling-mounted and wall-mounted		illuminate tilted		rechargeable battery powered
	wall-mounted		color of suspension cable		fixture with natural vivid LED (upon request)
	omni-directional light distribution		length of suspension cable		color rendering index
	direct light distribution		reflector degree selection		color temperature
	direct/indirect light distribution		super spot		lumen (luminous flux)
	indirect light distribution		lens		efficacy (lumens per watt)
	asymmetric light distribution		lens pack		Unified Glare Rating (UGR) range from 5-40
	aura light distribution		shine ring		marine grade (AISI 316 stainless steel)
	round wall or ceiling cut-out		integrated shine ring with diffuser		walk on
	square wall or ceiling cut-out		free individual colors 01-29		drive on
	the supplied jig specifies the cutout dimensions		individual colors: 00 (free of charge), 01-25 (extra charge)		Dark Sky Compliance
	minimum distance (meters) lamp - object		luminaire part to be colored (F1)		Americans with Disabilities Act (less than 4" off the wall located between 27"-84" from floor)
	recessed depth		luminaire part to be colored (F2)		lamp protected against explosion
	ceiling thickness in mm		luminaire part to be colored (F3)		blown glass using traditional methods by master glass blower
	ceiling thickness selection		luminaire part to be colored (F4)		acoustic material
	dimnable DP (phase), DV (0-10V), DD (dali), DS (step-dim)		luminaire part to be colored (F5)		protection class I, protection insulation
	included or excluded LED driver/transformer/control gear		color of 3-circuit adaptor		protection class II, protection insulation
	separately switchable		indirect diffuser		ETL Certified to UL and CSA Standards
	sensor		direct diffuser		UL Certified to UL and CSA Standards
	remote control		ball-proof (upon request)		CSA Certified to UL and CSA Standards
	available upon request		accessory		Certified for North American Standards

### IP RATING

	protected against ingress of solid bodies greater than 12.5mm (finger)
	protected against ingress of solid bodies greater than 2.5mm protected against sprays of water up to 60 degrees from the vertical (rain)
	protected against ingress of solid bodies greater than 1mm (wire) no protection against the ingress of moisture
	protected against ingress of solid bodies greater than 1mm (wire) protected against sprays of water up to 60 degrees from the vertical (rain)
	protected against ingress of solid bodies greater than 1mm (wire) protected against water splashed from all directions
	protected against limited ingress of dust (wet rooms/covered outdoor areas) protected against water splashed from all directions
	protected against ingress of dust protected against jets of water
	protected against ingress of dust protected against powerful jets of water or heavy seas
	protected against ingress of dust protected against immersion of water between 15cm - 1m for 30 minutes
	protected against ingress of dust protected against immersion of water under pressure for long periods

### IK RATING

	protected against 0.14 joules impact (equivalent to 0.25kg mass dropped from 56mm above the surface)
	protected against 0.2 joules impact (equivalent to 0.25kg mass dropped from 80mm above the surface)
	protected against 0.35 joules impact (equivalent to 0.25kg mass dropped from 140mm above the surface)
	protected against 0.5 joules impact (equivalent to 0.25kg mass dropped from 200mm above the surface)
	protected against 0.7 joules impact (equivalent to 0.25kg mass dropped from 280mm above the surface)
	protected against 1 joules impact (equivalent to 0.25kg mass dropped from 400mm above the surface)
	protected against 2 joules impact (equivalent to 0.5kg mass dropped from 400mm above the surface)
	protected against 5 joules impact (equivalent to 1.7kg mass dropped from 300mm above the surface)
	protected against 10 joules impact (equivalent to 5.0kg mass dropped from 200mm above the surface)
	protected against 20 joules impact (equivalent to 5.0kg mass dropped from 400mm above the surface)